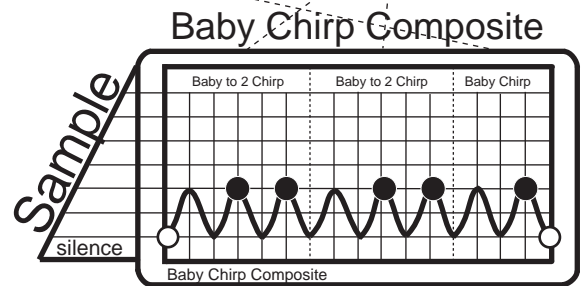
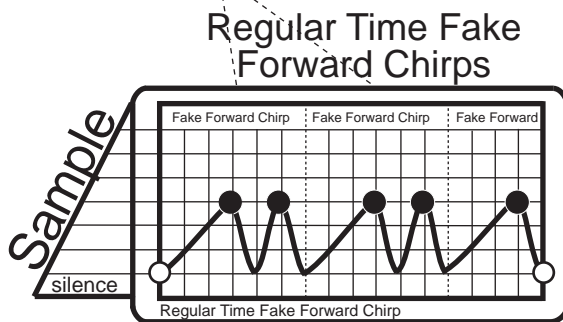
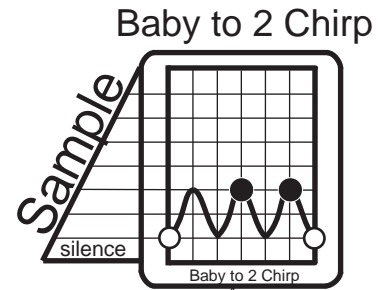
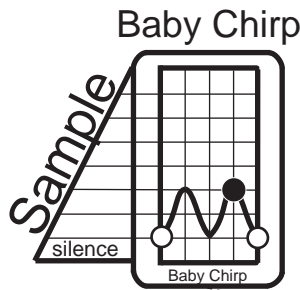
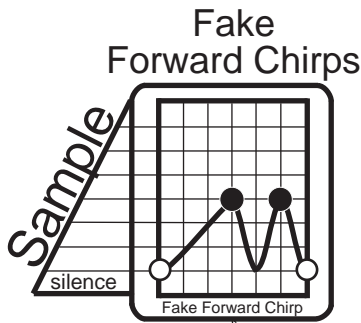
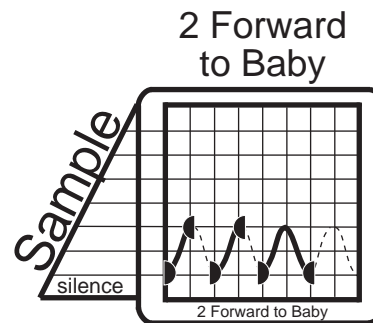
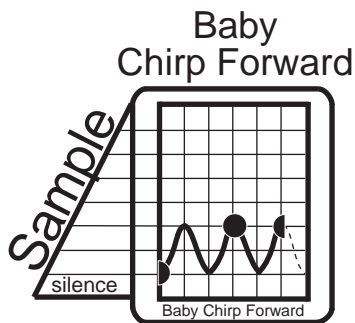



TTM Notation for "Digital Vertigo Tutorials 1 - Baby, Forward and Chirp combos"




"Few things are impossible to diligence and skill.
Great works are performed not by strength, but perseverance." - Samuel Johnson

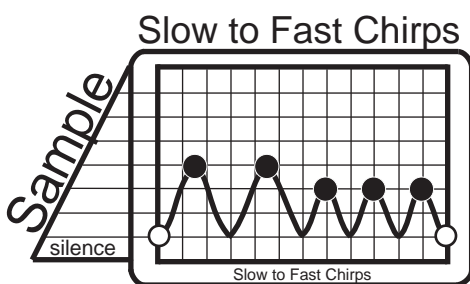


New symbols

Half click symbols () help to further describe fader conditions, particularly with closed fader scratches.

If we look closely at a fader click we can see that there are two motions involved; a motion to close from an open position, and a motion to open from a closed position. These two motions are described separately using half click symbols and allow further information on how the scratch needs to be sequentially practiced. The symbols also imply that when a closed fader scratch is looped, the two half clicks become a whole click.

Silent motion symbols () describe record motion conditions while the cross fader is in a closed position. Silent record motions help a performer to retain a sense of rhythm during silent phases of a scratch.



"Man often becomes what he believes himself to be. If I keep on saying to myself that I cannot do a certain thing, it is possible that I may end by really becoming incapable of doing it. On the contrary, if I have the belief that I can do it, I shall surely acquire the capacity to do it even if I may not have it at the beginning." – Mahatma Gandhi